

icedragonmovie.com

ICE DRAGON

LEGEND OF THE BLUE DAISIES

Activity Guide



Releasing In Theaters - Two Days Only

March 24 & 26

CONTENTS



When my children were little ones, we spent a good deal of time reading fascinating stories about the triumph of good and the defeat of evil. We'd cuddle up on the couch with popcorn

and watch as our imaginations came to life through movies.

Stories are much more than entertainment. As we read the Gospels, we find Jesus often using stories to convey deep truths in the most simplistic way.

Even as my children have grown, I find myself using stories of my childhood, teen years, and early adult life to convince them of truths that pertain to adult life, relationships, and walking in truth according to the gospel.

The movie **Ice Dragon** took me back to those precious early parenting years and the conversations I had with each child as they began to understand important character traits.

In today's media, it's rare to find animated films that have strong story lines that bring us back to the truths of the gospel. Watching **Ice Dragon** together provides an avenue through which you can begin vital discussions with your little ones.

In the pages ahead, I've included a section for each of the main characters of the movie with conversation starters, printables with fun activities, song suggestions, and crafts to tie it all together.

Enjoy the Journey

REBECCA FARRIS

The Well Planned Gal

Melody



JOY

Leif



FAITH

Nicholai



COMPASSION

Dracon



PRIDE

Michael



LOYALTY



JOY

Think about some of your favorite people. What makes them your favorites? Perhaps it's because they spend time with you or give you fun gifts. Maybe they make you laugh or just make you feel good.

A lot of times, our favorite people are those who are joyful. Do you know what that means? Well, it doesn't mean that they are never sad or never have tough days. Instead, it means that they find a reason to be thankful every single day, even on the sad days. Those thankful thoughts lift their hearts and give them hope, no matter what kind of day they're having.

Some people have personalities that make it easy for them to be happy. But, all of us can have joy, because real joy comes from Jesus, not from our personalities. When we think about Jesus and take time to praise Him and thank Him for saving us, He fills our hearts with joy that we can then share with other people.

Think of a time when it was easy to be joyful.

Now think of a time when joy seemed very hard to find.

Talk about some ways you can practice being joyful every day.


*Oh come, let us sing to the Lord:
let us make a joyful noise to the
rock of our salvation!*

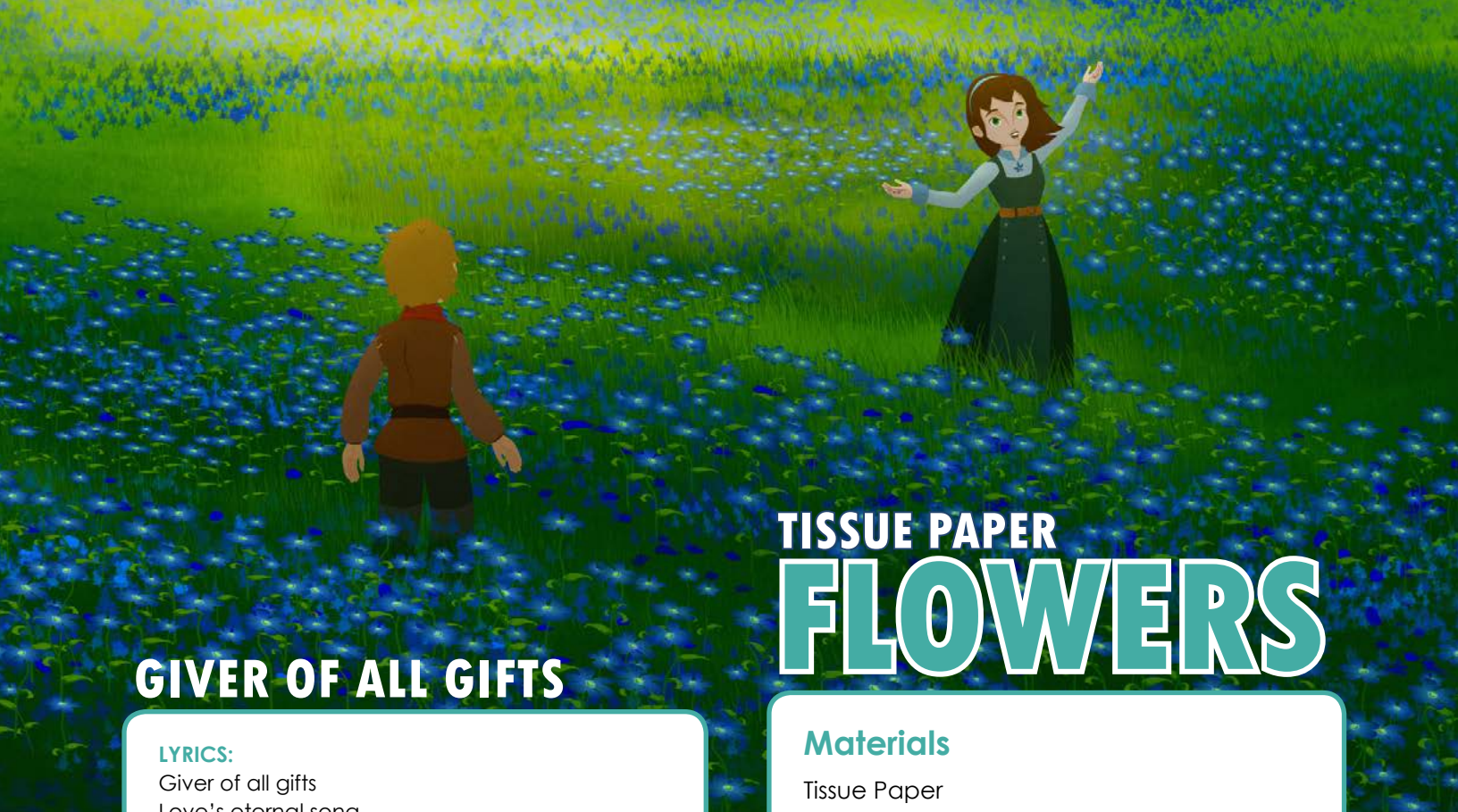
PSALM 95:1

Find the flower that is different.



MELODY





GIVER OF ALL GIFTS

LYRICS:

Giver of all gifts
Love's eternal song
There is none like you
To You our hearts belong

Whether near or far
Everywhere You are
There is hope
There is peace
There is perfect love casting out all fear
In each heart who will believe

Giver of all gifts
Love's eternal song
There is none like You
To You our hearts belong

Through the darkest night
Guide us with Your light
Bring us hope, bring us peace
With your perfect love take away our fear
Mend each broken heart and dry every tear
Give us faith to know You are always near
For the Song lives in our hearts



Music and Lyric
Bruce Stacey
© Chelsea Road Productions Inc.
Scripture Reference: James 1:17

TISSUE PAPER FLOWERS

Materials

Tissue Paper
Scissors
Pipe Cleaners or Florists' Wire

Directions

Step 1: Cut several sheets of tissue paper into equal sized squares. The bigger the tissue paper, the bigger the flower will be. The more sheets, the fuller it will be.

Step 2: Stack the tissue paper squares carefully on top of each other. Fold accordian style into a fan.

Step 3: Wrap a pipe cleaner or piece of florists' wire around the middle of the fan and twist in place.

Step 4: Carefully unfold and fluff each section of the flower.





FAITH

Think about the most courageous person you know. It's probably easy to believe that person isn't afraid of anything, isn't it? But the truth is that he or she probably has the same fears that you have. So, what helps courageous people do difficult things, even when they know it is going to be hard or scary or painful?

Their secret is something called faith. The Bible tells us in Hebrews 11:1 that "faith is the assurance of things hoped for, the conviction of things not seen." God and His promises are the things that we hope for, and the fact that He knows and sees everything and has power over it all is what we believe in even though we can't see it.

Just like joy, real courage comes from knowing Jesus. When we know Him and have faith in Him, He reminds us that He is always in control and always with us, even when we can't see Him. That faith is what gives us courage to face even the hardest and scariest things in life.

Ask your mom or dad to tell you about a time when faith in Jesus has helped them have courage.

*Be strong, and let your heart take
courage, all you who wait for the Lord!*

PSALM 31:24

Word Search

| | | | | | | | | | | | | |
|---|---|---|---|---|---|---|---|---|---|---|---|---|
| O | W | L | N | A | F | R | A | I | D | Y | N | O |
| V | T | E | G | J | T | Q | J | U | R | R | D | I |
| N | H | Y | O | I | S | Z | N | A | E | G | R | Q |
| P | G | M | O | Q | J | D | Q | T | N | V | O | Q |
| Z | I | T | D | F | W | R | N | O | W | S | W | V |
| U | F | L | I | Y | E | U | R | E | Y | U | S | B |
| M | R | E | W | G | H | T | W | N | I | O | K | F |
| P | L | D | M | W | S | E | J | I | X | R | Y | A |
| N | O | G | A | R | D | E | C | I | T | K | F | I |
| W | X | T | I | Q | S | S | L | E | O | T | C | T |
| E | L | M | M | U | U | C | D | Y | W | H | C | H |
| Q | L | M | S | X | T | C | O | U | R | A | G | E |
| Q | W | Y | E | M | O | V | I | E | M | O | W | U |

LEIF



FIND THE FOLLOWING WORDS:

- COURAGE
- STRONG
- LEIF
- ICE DRAGON
- HUNTER
- MOVIE
- SWORD
- FRIENDS
- FAITH
- FIGHT
- AFRAID
- GOOD
- JESUS

HUNTER



I WILL BE WITH YOU

LYRICS:

When you hear something frightening
Thunder and lightning
Outside your windowpane
Just remember this promise
I will be with you
Try not to be afraid
For I will never ever leave you, even when you're
sleeping
Always keep you warm and safe

My love is all around you now
When it's dark in the night-time and you hear voices
From just outside the door
Just remember this promise I will be with you
Don't be afraid any more
For I will never ever leave you
Even when you're sleeping
Always keep you warm and safe
My love is all around you now

CHILD:

If I hear something frightening, thunder and lightning
Outside my windowpane
I'll remember Your promise to stay here with me
And I won't be afraid
For You will never ever leave me
Even when I'm sleeping
Always keep me warm and safe
Your love is all around me now



Music and Lyrics
Bruce Stacey ©Chelsea Road Productions Inc.
Scripture Reference: Isaiah 41:10

CARDBOARD SWORD

Materials

Wrapping Paper Tube
Piece of Cardboard
Foil
Scissors
Stickers, Fake Jewels, Markers, etc.

Directions

Step 1: Cover the wrapping paper tube with foil.

Step 2: Cut a cardboard strip wider than the tube.

Step 3: Cut a hole the same size as the paper tube in each end of the cardboard strip.

Step 4: Thread the paper tube through the holes in the cardboard strip to create the hilt.

Step 5: Decorate the sword with stickers, fake jewels, markers, or other items.





COMPASSION

It's easy to be nice to people who are nice to us, isn't it? But, there are also times when we are supposed to be nice to others just because it's the right thing to do, no matter how they treat us.

When we notice things that other people need and do something about it, we are being compassionate. For example, imagine that you are playing out in your front yard and notice that your neighbor has just come home from the grocery store. So, you stop playing for a few minutes and go help her carry grocery bags into her house. You are being compassionate toward your friend.

True compassion, though, isn't only being nice to our friends. It is also being nice to people who aren't usually nice to us. We hear lots of stories about bullies, people who are mean to other people for no reason. Well, being compassionate is the opposite of being a bully. Compassion means being kind to other people for no reason other than that we notice their needs and want to help.

Think of a person you can show compassion to this week. What is one way you can be kind to or help that person?

*The Lord is good to all, and his
mercy is over all that he has made.*

PSALM 145:9

NICHOLAI



LIVING IN THE LIGHT

LYRICS:

Once upon a time
When the song lived in our hearts
We still believed that true love could save the day
But then we turned and walked away
And the cold and darkness came
Until You heard our cry and sent amazing grace

CHORUS:

Now we're living in the light
We're back fighting the good fight
Alleluia! Hey! We're living in the light
We're not frightened any more
We don't fear the dragon's roar
Alleluia! Hey! We're living in the light

Once we were lost
Yeah, we couldn't find our way
We were blind in the dark and could not see
But just when hope was almost gone
We heard that sweet salvation song
Changed our hearts forever
Set our spirits free!

Lyrics: Bruce Stacey
Music: Bruce Stacey and Mark Underdown
© Chelsea Road Productions Inc.
Scripture Reference: John 8:12



CRAYON SHAVING SUN CATCHER FLOWER

Materials

Crayons
Cheese Grater or Pencil Sharpener
Wax Paper
Old Iron
Scissors
Black Permanent Marker
Newspaper

Directions

Step 1: Use a grater or pencil sharpener to make crayon shavings.

Step 2: Draw a large flower shape on waxed paper using the black marker and place on a piece of newspaper.

Step 3: Cover the flower with bits of crayon shavings, then cover with a piece of waxed paper larger than the original drawing.

Step 4: Turn your iron on low with no steam. Put another piece of newspaper over your flower. Slowly iron over the newspaper.

Step 5: Let your flower cool, then cut it out along the black marker lines. Hang in the window for the sun to shine through!



PRIDE

Have you ever been proud of something you have done? Maybe you played well in a ball game or read a new book all by yourself. Being proud of our accomplishments can be a good thing because it can make us want to keep doing things well. But sometimes being proud can be a bad thing, too.

When we are selfish and think only about ourselves, that is being proud in a bad way. This kind of pride takes away all our joy and keeps us from being compassionate.

In a way, pride even takes away our courage. We want everyone to think we are big and strong and not afraid of anything, so we don't ask for help. Hard things are much harder to face when we are all by ourselves!

A good way to know whether your pride is good or bad is to notice how it makes you feel toward other people. Does it make you want to be more joyful and compassionate? Or does it make you want to have more things for yourself?

What are some ways you've shown good pride?

What are ways you've shown bad pride? How can you change that?

*For though the Lord is high, he regards the lowly,
but the haughty he knows from afar.*

PSALM 138:6



GROW IN THE GRACE

LYRICS:

But grow in the grace and knowledge
Grow in the grace and knowledge, yeah
Grow in the grace and knowledge
Of our Lord and Savior Jesus Christ

But grow in the grace and knowledge
Grow in the grace and knowledge, yeah
Grow in the grace and knowledge
Of our Lord and Savior Jesus Christ

To Him be glory
Both now and forever Amen
Amen

But grow in the grace and knowledge
Grow in the grace and knowledge, yeah
Grow in the grace and knowledge
Of our Lord and Savior Jesus Christ

To Him be glory
Both now and forever Amen
Amen

Music and Lyrics
© Chelsea Road Productions Inc.



TOILET PAPER TUBE

DRAGON

Materials

Toilet Paper Tube
Green Tempera Paint
Orange, Red, and Yellow Tissue Paper
Large and Small Green Pom Poms
Googly Eyes
Craft Glue or Hot Glue Gun

Directions

Step 1: Paint the toilet paper tube inside and out with green tempera. Let dry.

Step 2: Cut the tissue paper into long strips (around six inches long).

Step 3: Glue the tissue paper strips into one side of the toilet paper tube so that they hang out (this is the dragon's fire).

Step 4: Glue two small pom poms close to the end with the fire to make nostrils. Glue two large pom poms on the far side of the toilet paper tube to make eyes.

Step 5: Glue googly eyes onto the large pom poms.



LOYALTY

Do you ever want to help someone but you just don't know how to do it? Maybe your best friend fell and broke a leg and can't run and play with you for a little while. You wish you could make it all better, but you just have to wait for that leg to heal. It can leave you feeling a bit helpless.

In times like these, though, there is a part of friendship that shows up more than in any other time. That part is loyalty, or being willing to stick close to your friend no matter what. You might still spend time running and playing, but you will also probably be a little creative in your play and choose activities that your friend can participate in even with a broken leg!


Only people who are unselfish can truly be loyal, because many times loyalty means giving up something you want to make things better for someone else. You want what's best for your friend, even if that means taking second best for yourself!

Do you know someone who shows loyalty? What are some ways they show it?

Is there a time a friend has shown loyalty to you?

Whoever pursues righteousness and kindness
will find life, righteousness, and honor.

PROVERBS 21:21



MICHAEL

ARMOR OF GOD

Across

1. the sword of the
3. protect your feet with these
6. this piece of armor protect your upper body
9. hold this piece of armor in front of you to protect your whole body
10. In all circumstances take up the shield of

Down

2. and having put on the breastplate of
4. and take the helmet of
5. fasten this cloth or leather band around your waist
7. swing this weapon carefully
8. this critical piece of armor protects your head

A crossword puzzle grid with 10 numbered starting points for clues. The grid consists of light blue squares on a white background. The numbers are placed in the top-left corner of the starting square for each clue.

- 1: Across, 5 squares
- 2: Down, 10 squares
- 3: Across, 5 squares
- 4: Across, 5 squares
- 5: Down, 5 squares
- 6: Across, 10 squares
- 7: Across, 5 squares
- 8: Down, 5 squares
- 9: Across, 5 squares
- 10: Across, 5 squares



TAKE YOUR STAND

LYRICS:

Be strong in the Lord and in His mighty power
Be strong in the Lord and in His mighty power
Put on the full armor of God
So that you can take your stand
Against the devil's deeds

Be strong in the Lord and in His mighty power
Be strong in the Lord and in His mighty power
Put on the full armor of God
So that you can take your stand
Against the devil's deeds

Be strong in the Lord
Be strong in the Lord
Put on the full armor of God


So that you can take your stand
Against the devil's deeds
Be strong in the Lord



Music and Lyrics
© Chelsea Road Productions Inc.

PAINT STICK

SWORD



Materials

Wooden Paint Stick
Wooden Popsicle Stick
Electrical Tape or Black Paint
Silver Duct Tape or Silver Paint
Glue

Directions

Step 1: Paint the popsicle stick and the top third of the paint stick black or cover with black electrical tape.

Step 2: Paint the bottom two thirds of the paint stick silver or cover with silver duct tape.

Step 3: Attach the wooden popsicle stick perpendicularly across the paint stick at the line where the black and silver colors meet. You can use the electrical tape or glue to do this.

